

Shinkansen "bullet trains"



San'yo Shinkansen "HIKARI Rail Star"



Nagano Shinkansen "ASAMA"



Yamagata Shinkansen "TSUBASA"



Akita Shinkansen "KOMACHI"



San'yo Shinkansen (623.3 km)
Train Names: NOZOMI, HIKARI (incl. HIKARI Rail Star), KODAMA

Tokaido Shinkansen (552.6 km)
Train Names: NOZOMI, HIKARI, KODAMA



Tokaido & San'yo Shinkansen "HIKARI"

Note:
The JAPAN RAIL PASS is not valid for any seats, reserved or nonreserved, on "NOZOMI" trains on the Tokaido and San'yo Shinkansen lines. See the notes in Table 1 on p.5.

Shin-Yatsushiro
Kyushu Shinkansen (126.0 km)
Train Name: TSUBAME

Kagoshima-chūō

Joetsu Shinkansen (333.9 km)
Train Names: TOKI, TANIGAWA
Max-TOKI, Max-TANIGAWA

Nagano Shinkansen (222.4 km)
Train Name: ASAMA

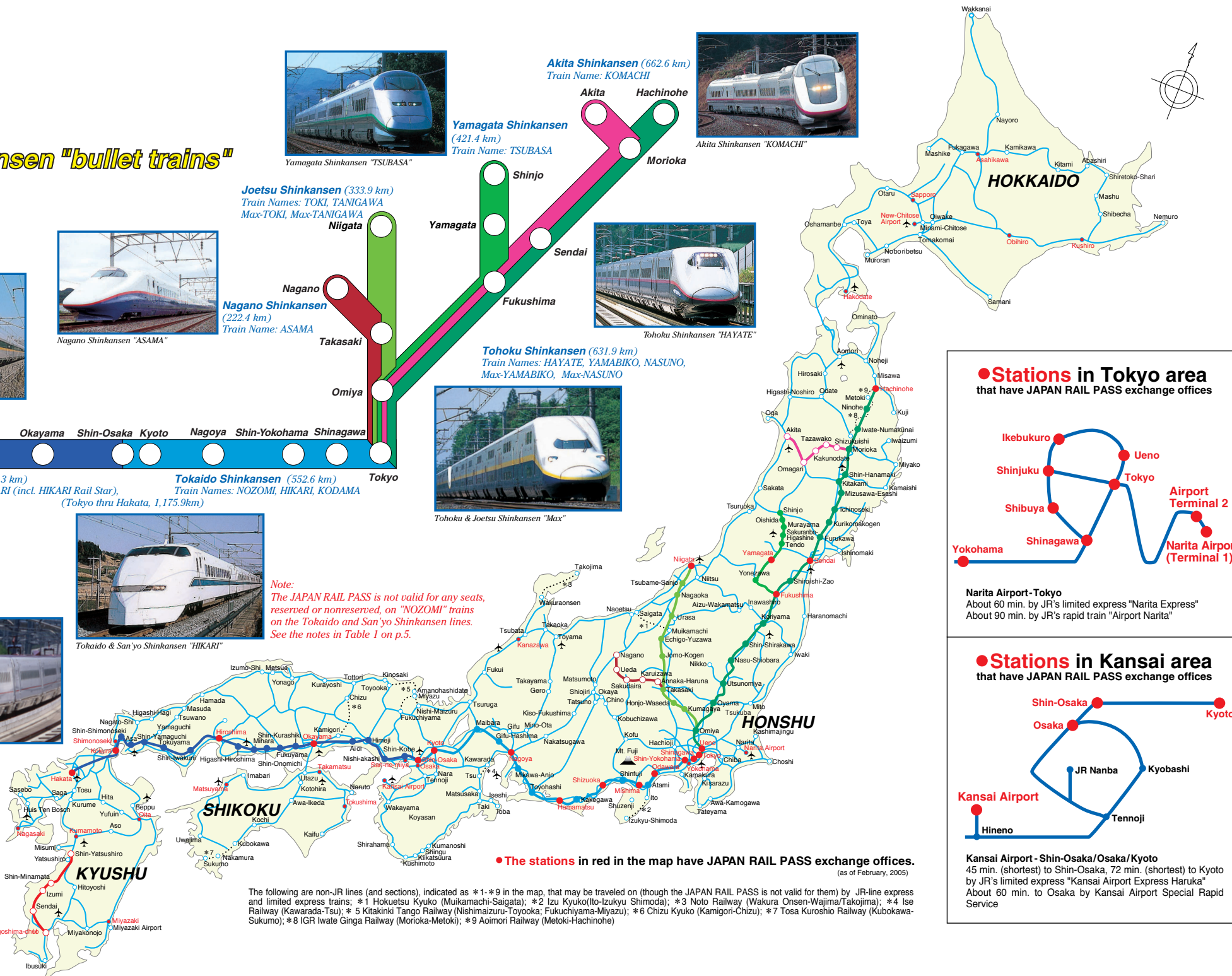
Yamagata Shinkansen (421.4 km)
Train Name: TSUBASA

Akita Shinkansen (662.6 km)
Train Name: KOMACHI

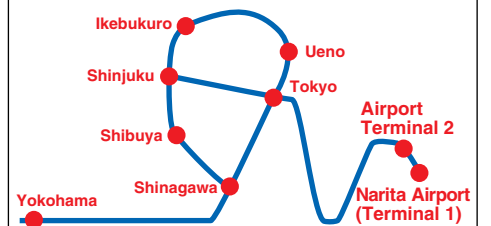
Tohoku Shinkansen (631.9 km)
Train Names: HAYATE, YAMABIKO, NASUNO,
Max-YAMABIKO, Max-NASUNO



Tohoku & Joetsu Shinkansen "Max"

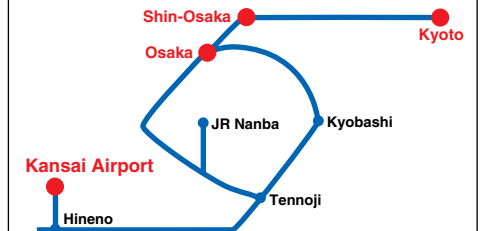


Stations in Tokyo area that have JAPAN RAIL PASS exchange offices



Narita Airport-Tokyo
About 60 min. by JR's limited express "Narita Express"
About 90 min. by JR's rapid train "Airport Narita"

Stations in Kansai area that have JAPAN RAIL PASS exchange offices



Kansai Airport - Shin-Osaka/Osaka/Kyoto
45 min. (shortest) to Shin-Osaka, 72 min. (shortest) to Kyoto
by JR's limited express "Kansai Airport Express Haruka"
About 60 min. to Osaka by Kansai Airport Special Rapid Service

The stations in red in the map have JAPAN RAIL PASS exchange offices. (as of February, 2005)

The following are non-JR lines (and sections), indicated as *1-#9 in the map, that may be traveled on (though the JAPAN RAIL PASS is not valid for them) by JR-line express and limited express trains; *1 Hokuetsu Kyuko (Muikamachi-Saigata); *2 Izu Kyuko (Ito-Izuky Shimoda); *3 Noto Railway (Wakura Onsen-Wajima/Takojima); *4 Ise Railway (Kawarada-Tsu); *5 Kitakinki Tango Railway (Nishimaizuru-Toyooka; Fukuchiyama-Miyazu); *6 Chizu Kyuko (Kamigori-Chizu); *7 Tosa Kuroshio Railway (Kubokawa-Sukumo); *8 IGR Iwate Ginga Railway (Morioka-Metoki); *9 Aomori Railway (Metoki-Hachinohe)